

# FLOOD FINANCIAL PROJECTIONS

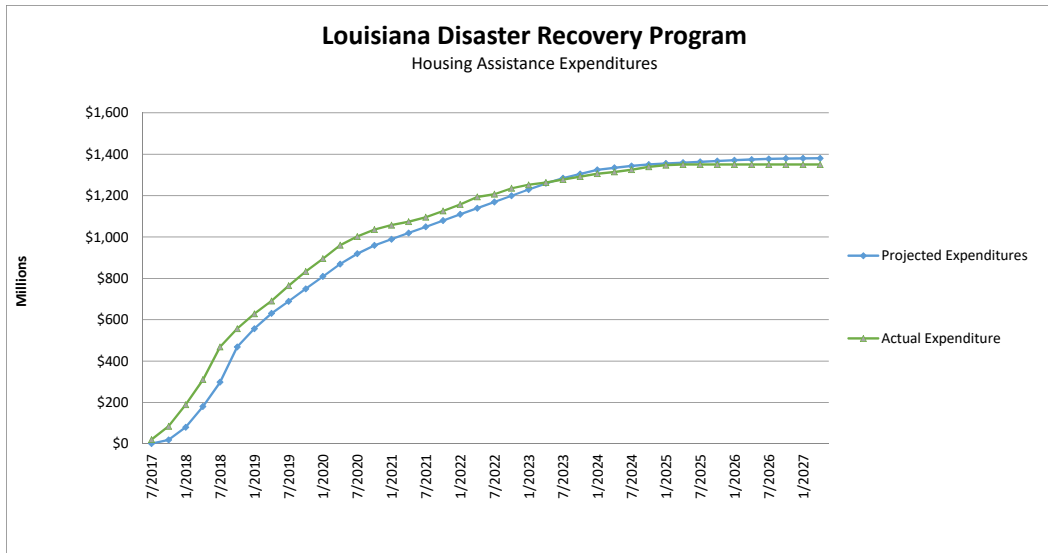
6/30/2025

Housing	7/2017	10/2017	1/2018	4/2018	7/2018	10/2018	1/2019	4/2019	7/2019	10/2019	1/2020
Projected Expenditures	\$1,576,173	\$19,189,499	\$80,434,985	\$180,639,939	\$298,059,815	\$468,806,638	\$556,839,091	\$630,641,474	\$689,178,150	\$749,178,150	\$809,178,150
Quarterly Projection	\$1,576,173	\$17,613,326	\$61,245,486	\$100,204,954	\$117,419,876	\$170,746,823	\$88,032,453	\$73,802,383	\$58,536,676	\$60,000,000	\$60,000,000
Actual Expenditure	\$20,721,829	\$85,147,209	\$189,252,774	\$310,380,468	\$468,842,465	\$556,870,482	\$628,630,236	\$690,469,285	\$764,521,116	\$833,353,624	\$895,112,022
Actual Quarterly Expend (from QPRs)	\$20,721,829	\$64,425,380	\$104,105,565	\$121,127,694	\$158,461,997	\$88,028,017	\$71,759,754	\$61,839,049	\$74,051,832	\$68,832,508	\$61,758,398

	4/2020	7/2020	10/2020	1/2021	4/2021	7/2021	10/2021	1/2022	4/2022	7/2022	10/2022
Projected Expenditures	\$869,178,150	\$919,178,150	\$959,178,150	\$989,178,150	\$1,019,178,150	\$1,049,178,150	\$1,079,178,150	\$1,109,178,150	\$1,139,178,150	\$1,169,178,150	\$1,199,178,150
Quarterly Projection	\$60,000,000	\$50,000,000	\$40,000,000	\$30,000,000	\$30,000,000	\$30,000,000	\$30,000,000	\$30,000,000	\$30,000,000	\$30,000,000	\$30,000,000
Actual Expenditure	\$959,913,386	\$1,002,292,966	\$1,035,682,301	\$1,057,153,710	\$1,073,866,646	\$1,095,515,125	\$1,125,530,835	\$1,157,494,239	\$1,193,845,015	\$1,206,676,057	\$1,235,585,855
Actual Quarterly Expend (from QPRs)	\$64,801,364	\$42,379,580	\$33,389,335	\$21,471,409	\$16,712,937	\$21,648,479	\$30,015,709	\$31,963,404	\$36,350,776	\$12,831,042	\$28,909,799

	1/2023	4/2023	7/2023	10/2023	1/2024	4/2024	7/2024	10/2024	1/2025	4/2025	7/2025
Projected Expenditures	\$1,229,178,150	\$1,259,178,150	\$1,284,178,150	\$1,304,178,150	\$1,324,178,150	\$1,334,178,150	\$1,343,178,150	\$1,350,178,150	\$1,355,178,150	\$1,359,178,150	\$1,363,178,150
Quarterly Projection	\$30,000,000	\$30,000,000	\$25,000,000	\$20,000,000	\$20,000,000	\$10,000,000	\$9,000,000	\$7,000,000	\$5,000,000	\$4,000,000	\$4,000,000
Actual Expenditure	\$1,252,126,593	\$1,263,423,469	\$1,277,584,428	\$1,292,058,905	\$1,305,784,703	\$1,314,076,016	\$1,325,055,998	\$1,338,827,232	\$1,347,243,825	\$1,350,313,573	\$1,350,313,573
Actual Quarterly Expend (from QPRs)	\$16,540,737	\$11,296,876	\$14,160,959	\$14,474,477	\$13,725,798	\$8,291,312	\$10,979,982	\$13,771,234	\$8,416,594	\$3,069,748	\$0

	10/2025	1/2026	4/2026	7/2026	10/2026	1/2027	4/2027
Projected Expenditures	\$1,367,178,150	\$1,371,178,150	\$1,374,178,150	\$1,377,178,150	\$1,379,178,150	\$1,380,178,150	\$1,380,551,404
Quarterly Projection	\$4,000,000	\$4,000,000	\$3,000,000	\$3,000,000	\$2,000,000	\$1,000,000	\$373,254
Actual Expenditure	\$1,350,313,573	\$1,350,313,573	\$1,350,313,573	\$1,350,313,573	\$1,350,313,573	\$1,350,313,573	\$1,350,313,573
Actual Quarterly Expend (from QPRs)	0	\$0	\$0	\$0	\$0	\$0	\$0



# FLOOD FINANCIAL PROJECTIONS

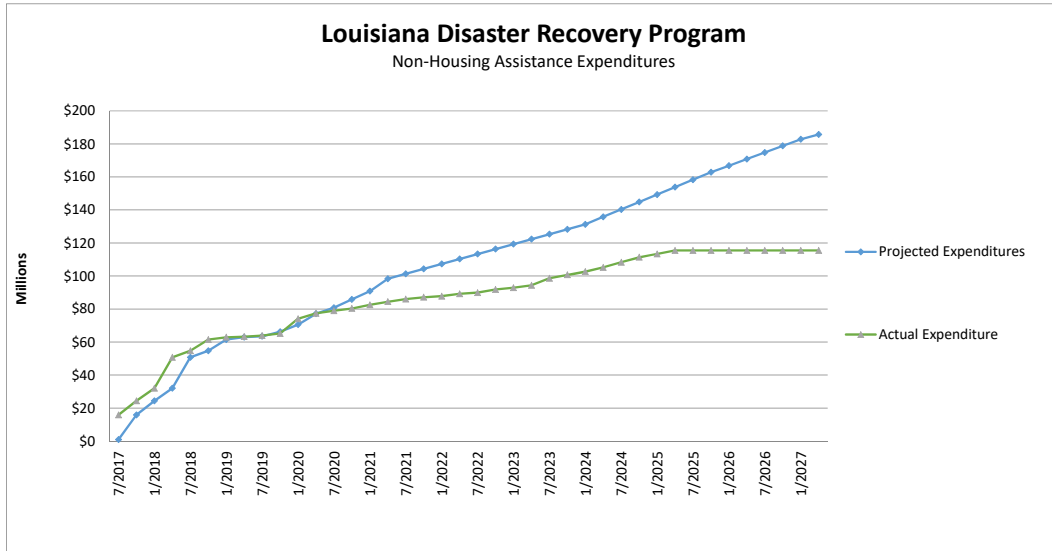
6/30/2025

Non-Housing	7/2017	10/2017	1/2018	4/2018	7/2018	10/2018	1/2019	4/2019	7/2019	10/2019	1/2020
Projected Expenditures	\$988,642.00	\$15,877,750.00	\$24,441,287.00	\$32,085,245.00	\$50,748,971.00	\$54,768,253.00	\$61,535,819.00	\$62,944,405.00	\$63,522,574.00	\$66,291,067.00	\$70,599,195.00
Quarterly Projection	\$977,560	\$14,900,190	\$8,563,537	\$7,643,958	\$18,663,726	\$4,019,282	\$6,767,566	\$1,408,586	\$578,169	\$2,768,493	\$4,308,128
Actual Expenditure	\$15,877,750	\$24,441,287	\$32,085,245	\$50,748,970	\$54,779,832	\$61,521,394	\$62,940,476	\$63,312,773	\$63,988,962	\$65,246,925	\$74,114,668
Actual Quarterly Expend (from QPRs)	\$15,877,750	\$8,563,537	\$7,643,958	\$18,663,726	\$4,030,862	\$6,741,561	\$1,419,082	\$372,297	\$676,189	\$1,257,963	\$8,867,743

	4/2020	7/2020	10/2020	1/2021	4/2021	7/2021	10/2021	1/2022	4/2022	7/2022	10/2022
Projected Expenditures	\$77,181,067	\$80,836,221	\$85,836,221	\$90,836,221	\$98,336,221	\$101,336,221	\$104,336,221	\$107,336,221	\$110,336,221	\$113,336,221	\$116,336,221
Quarterly Projection	\$6,581,872	\$3,655,154	\$5,000,000	\$5,000,000	\$7,500,000	\$3,000,000	\$3,000,000	\$3,000,000	\$3,000,000	\$3,000,000	\$3,000,000
Actual Expenditure	\$77,401,275	\$78,957,753	\$80,383,478	\$82,543,152	\$84,455,644	\$86,029,980	\$87,167,619	\$87,765,278	\$89,266,720	\$89,943,442	\$91,862,014
Actual Quarterly Expend (from QPRs)	\$3,286,607	\$1,556,478	\$1,425,725	\$2,159,674	\$1,912,492	\$1,574,337	\$1,137,639	\$597,658	\$1,501,442	\$676,722	\$1,918,572

	1/2023	4/2023	7/2023	10/2023	1/2024	4/2024	7/2024	10/2024	1/2025	4/2025	7/2025
Projected Expenditures	\$119,336,221	\$122,336,221	\$125,336,221	\$128,336,221	\$131,336,221	\$135,836,221	\$140,336,221	\$144,836,221	\$149,336,221	\$153,836,221	\$158,336,221
Quarterly Projection	\$3,000,000	\$3,000,000	\$3,000,000	\$3,000,000	\$3,000,000	\$4,500,000	\$4,500,000	\$4,500,000	\$4,500,000	\$4,500,000	\$4,500,000
Actual Expenditure	\$92,915,443	\$94,383,032	\$98,654,288	\$100,725,861	\$102,710,688	\$105,218,856	\$108,341,978	\$111,404,478	\$113,388,861	\$115,477,560	\$115,477,560
Actual Quarterly Expend (from QPRs)	\$1,053,429	\$1,467,589	\$4,271,256	\$2,071,573	\$1,984,827	\$2,508,168	\$3,123,122	\$3,062,500	\$1,984,383	\$2,088,699	\$0

	10/2025	1/2026	4/2026	7/2026	10/2026	1/2027	4/2027
Projected Expenditures	\$162,836,221	\$166,836,221	\$170,836,221	\$174,836,221	\$178,836,221	\$182,836,221	\$185,795,862
Quarterly Projection	\$4,500,000	\$4,000,000	\$4,000,000	\$4,000,000	\$4,000,000	\$4,000,000	\$2,959,641
Actual Expenditure	\$115,477,560	\$115,477,560	\$115,477,560	\$115,477,560	\$115,477,560	\$115,477,560	\$115,477,560
Actual Quarterly Expend (from QPRs)	\$0	\$0	\$0	\$0	\$0	\$0	\$0



# FLOOD FINANCIAL PROJECTIONS

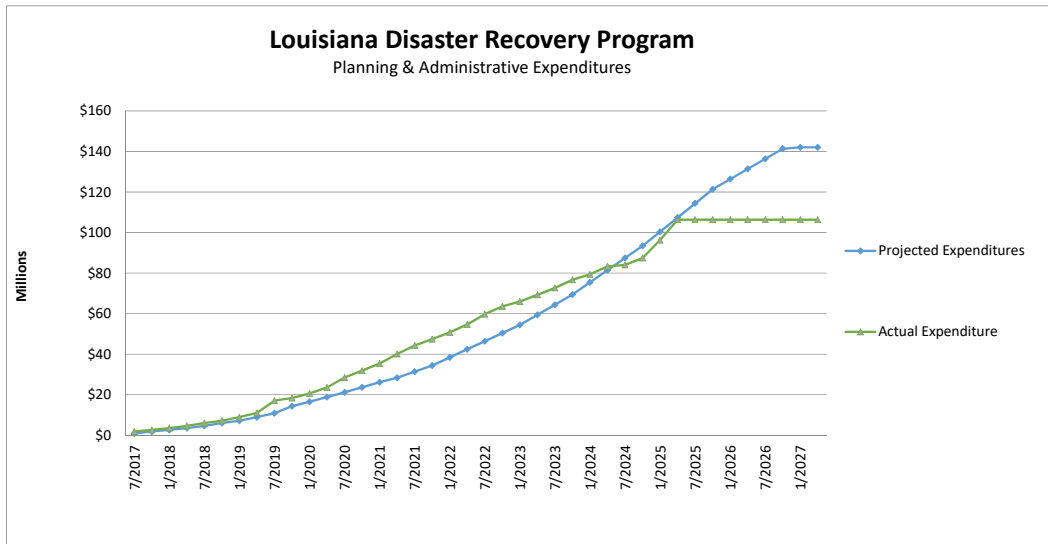
6/30/2025

Planning & Admin	7/2017	10/2017	1/2018	4/2018	7/2018	10/2018	1/2019	4/2019	7/2019	10/2019	1/2020
Projected Expenditures	\$905,970	\$1,798,150	\$2,616,035	\$3,490,656	\$4,577,105	\$6,051,392	\$7,165,028	\$8,903,133	\$10,808,035	\$14,315,275	\$16,558,655
Quarterly Projection	\$905,970	\$892,180	\$817,885	\$874,621	\$1,086,449	\$1,474,287	\$1,113,636	\$1,738,105	\$1,904,902	\$3,507,240	\$2,243,380
Actual Expenditure	\$1,823,679	\$2,617,378	\$3,510,437	\$4,588,480	\$6,045,367	\$7,159,143	\$8,911,538	\$10,989,371	\$17,044,334	\$18,320,974	\$20,643,289
Actual Quarterly Expend (from QPRs)	\$1,823,679	\$793,699	\$893,058	\$1,078,043	\$1,456,887	\$1,113,776	\$1,752,394	\$2,077,833	\$6,054,963	\$1,276,641	\$2,322,315

	4/2020	7/2020	10/2020	1/2021	4/2021	7/2021	10/2021	1/2022	4/2022	7/2022	10/2022
Projected Expenditures	\$18,825,170	\$21,151,828	\$23,651,828	\$26,151,828	\$28,401,828	\$31,401,828	\$34,401,828	\$38,401,828	\$42,401,828	\$46,401,828	\$50,401,828
Quarterly Projection	\$2,266,515	\$2,326,658	\$2,500,000	\$2,500,000	\$2,250,000	\$3,000,000	\$3,000,000	\$4,000,000	\$4,000,000	\$4,000,000	\$4,000,000
Actual Expenditure	\$23,544,707	\$28,445,588	\$31,844,236	\$35,392,812	\$40,022,863	\$44,289,007	\$47,407,498	\$50,740,261	\$54,666,440	\$59,718,393	\$63,612,395
Actual Quarterly Expend (from QPRs)	\$2,901,418	\$4,900,881	\$3,398,648	\$3,548,575	\$4,630,052	\$4,266,143	\$3,118,491	\$3,332,763	\$3,926,179	\$5,051,953	\$3,894,001

	1/2023	4/2023	7/2023	10/2023	1/2024	4/2024	7/2024	10/2024	1/2025	4/2025	7/2025
Projected Expenditures	\$54,401,828	\$59,401,828	\$64,401,828	\$69,401,828	\$75,401,828	\$81,401,828	\$87,401,828	\$93,401,828	\$100,401,828	\$107,401,828	\$114,401,828
Quarterly Projection	\$4,000,000	\$5,000,000	\$5,000,000	\$5,000,000	\$6,000,000	\$6,000,000	\$6,000,000	\$6,000,000	\$7,000,000	\$7,000,000	\$7,000,000
Actual Expenditure	\$65,988,507	\$69,239,766	\$72,647,249	\$76,677,940	\$79,398,711	\$83,293,875	\$84,041,318	\$87,405,653	\$96,286,396	\$106,345,083	\$106,345,083
Actual Quarterly Expend (from QPRs)	\$2,376,113	\$3,251,259	\$3,407,482	\$4,030,692	\$2,720,771	\$3,895,164	\$747,443	\$3,364,334	\$8,880,743	\$10,058,687	\$0

	10/2025	1/2026	4/2026	7/2026	10/2026	1/2027	4/2027
Projected Expenditures	\$121,401,828	\$126,401,828	\$131,401,828	\$136,401,828	\$141,401,828	\$142,059,734	\$142,059,734
Quarterly Projection	\$7,000,000	\$5,000,000	\$5,000,000	\$5,000,000	\$5,000,000	\$657,906	\$0
Actual Expenditure	\$106,345,083	\$106,345,083	\$106,345,083	\$106,345,083	\$106,345,083	\$106,345,083	\$106,345,083
Actual Quarterly Expend (from QPRs)	\$0	\$0	\$0	\$0	\$0	\$0	\$0



# FLOOD FINANCIAL PROJECTIONS

6/30/2025

Total Expenditures	7/2017	10/2017	1/2018	4/2018	7/2018	10/2018	1/2019	4/2019	7/2019	10/2019	1/2020
Projected Expenditures	\$3,459,703	\$36,865,399	\$107,492,307	\$216,215,840	\$353,385,891	\$529,626,283	\$625,539,938	\$702,489,012	\$763,508,759	\$829,784,492	\$896,336,000
Quarterly Projection	\$3,459,703	\$33,405,696	\$70,626,908	\$108,723,533	\$137,170,051	\$176,240,392	\$95,913,655	\$76,949,074	\$61,019,747	\$66,275,733	\$66,551,508
Actual Expenditure	\$38,423,257	\$112,205,874	\$224,848,456	\$365,717,919	\$529,667,665	\$625,551,019	\$700,482,249	\$764,771,428	\$845,554,412	\$916,921,523	\$989,869,979
Actual Quarterly Expend (from QPRs)	\$38,423,257	\$73,782,617	\$112,642,582	\$140,869,463	\$163,949,746	\$95,883,354	\$74,931,230	\$64,289,179	\$80,782,984	\$71,367,111	\$72,948,456

Total Expenditures	4/2020	7/2020	10/2020	1/2021	4/2021	7/2021	10/2021	1/2022	4/2022	7/2022	10/2022
Projected Expenditures	\$965,184,387	\$1,021,166,199	\$1,068,666,199	\$1,106,166,199	\$1,145,916,199	\$1,181,916,199	\$1,217,916,199	\$1,254,916,199	\$1,291,916,199	\$1,328,916,199	\$1,365,916,199
Quarterly Projection	\$68,848,387	\$55,981,812	\$47,500,000	\$37,500,000	\$39,750,000	\$36,000,000	\$36,000,000	\$37,000,000	\$37,000,000	\$37,000,000	\$37,000,000
Actual Expenditure	\$1,060,859,367	\$1,109,696,307	\$1,147,910,015	\$1,175,089,673	\$1,198,345,153	\$1,225,834,112	\$1,260,105,952	\$1,295,999,778	\$1,337,778,175	\$1,356,337,892	\$1,391,060,264
Actual Quarterly Expend (from QPRs)	\$70,989,388	\$48,836,940	\$38,213,708	\$27,179,658	\$23,255,480	\$27,488,959	\$34,271,840	\$35,893,826	\$41,778,397	\$18,559,717	\$34,722,372

Total Expenditures	1/2023	4/2023	7/2023	10/2023	1/2024	4/2024	7/2024	10/2024	1/2025	4/2025	7/2025
Projected Expenditures	\$1,402,916,199	\$1,440,916,199	\$1,473,916,199	\$1,501,916,199	\$1,530,916,199	\$1,551,416,199	\$1,570,916,199	\$1,588,416,199	\$1,604,916,199	\$1,620,416,199	\$1,635,916,199
Quarterly Projection	\$37,000,000	\$38,000,000	\$33,000,000	\$28,000,000	\$29,000,000	\$20,500,000	\$19,500,000	\$17,500,000	\$16,500,000	\$15,500,000	\$15,500,000
Actual Expenditure	\$1,411,030,543	\$1,427,046,267	\$1,448,885,964	\$1,469,462,706	\$1,487,894,102	\$1,502,588,747	\$1,517,439,295	\$1,537,637,363	\$1,556,919,083	\$1,572,136,216	\$1,572,136,216
Actual Quarterly Expend (from QPRs)	\$19,970,279	\$16,015,724	\$21,839,697	\$20,576,742	\$18,431,396	\$14,694,644	\$14,850,548	\$20,198,068	\$19,281,720	\$15,217,134	\$0

Total Expenditures	10/2025	1/2026	4/2026	7/2026	10/2026	1/2027	4/2027
Projected Expenditures	\$1,651,416,199	\$1,664,416,199	\$1,676,416,199	\$1,688,416,199	\$1,699,416,199	\$1,705,074,105	\$1,708,407,000
Quarterly Projection	\$15,500,000	\$13,000,000	\$12,000,000	\$12,000,000	\$11,000,000	\$5,657,906	\$3,332,895
Actual Expenditure	\$1,572,136,216	\$1,572,136,216	\$1,572,136,216	\$1,572,136,216	\$1,572,136,216	\$1,572,136,216	\$1,572,136,216
Actual Quarterly Expend (from QPRs)	\$0	\$0	\$0	\$0	\$0	\$0	\$0

