

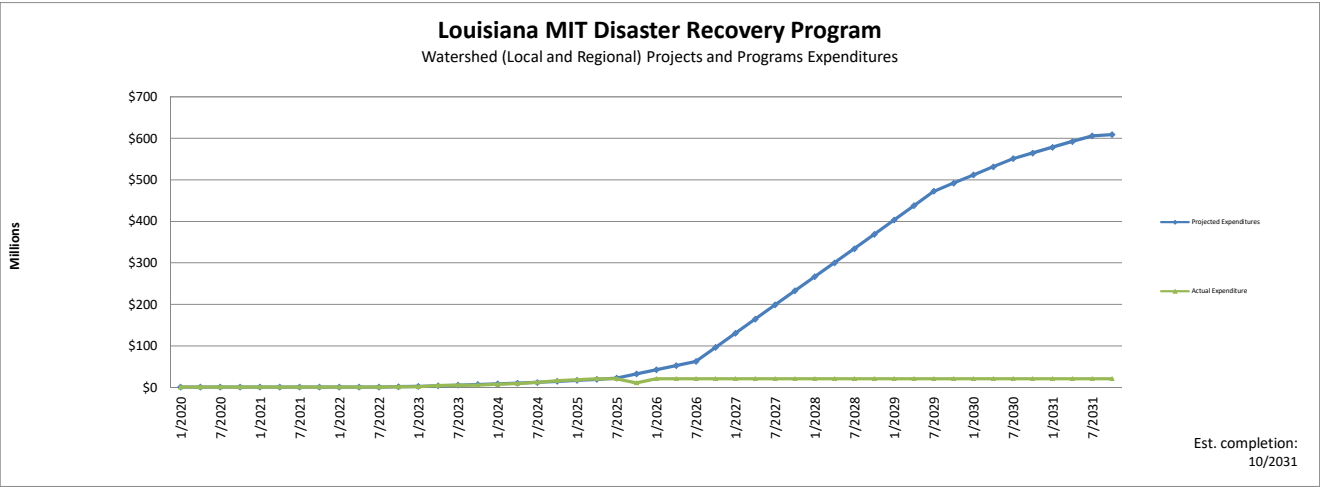
MIT FINANCIAL PROJECTIONS

6/30/2025

Watershed (Local and Regional) Projects and Programs	1/2020	4/2020	7/2020	10/2020	1/2021	4/2021	7/2021	10/2021	1/2022	4/2022	7/2022	10/2022	1/2023	4/2023	7/2023	10/2023
Projected Expenditures	\$0	\$0	\$0	\$0	\$0	\$0	\$0	\$0	\$0	\$250,000	\$500,000	\$1,000,000	\$2,000,000	\$3,500,000	\$5,000,000	\$6,500,000
Quarterly Projection	\$0	\$0	\$0	\$0	\$0	\$0	\$0	\$0	\$0	\$250,000	\$250,000	\$500,000	\$1,000,000	\$1,500,000	\$1,500,000	\$1,500,000
Actual Expenditure	\$0	\$0	\$0	\$0	\$0	\$0	\$0	\$0	\$0	\$0	\$0	\$576,576	\$1,267,529	\$4,131,847	\$5,086,396	\$5,136,772
Actual Quarterly Expend (from QPRs)	\$0	\$0	\$0	\$0	\$0	\$0	\$0	\$0	\$0	\$0	\$0	\$576,576	\$690,952	\$2,864,318	\$954,549	\$50,376

	1/2024	4/2024	7/2024	10/2024	1/2025	4/2025	7/2025	10/2025	1/2026	4/2026	7/2026	10/2026	1/2027	4/2027	7/2027	10/2027
Projected Expenditures	\$8,000,000	\$9,500,000	\$11,500,000	\$14,000,000	\$16,500,000	\$19,000,000	\$22,000,000	\$31,990,000	\$41,980,000	\$51,970,000	\$61,960,000	\$96,045,000	\$130,130,000	\$164,215,000	\$198,300,000	\$232,200,000
Quarterly Projection	\$1,500,000	\$1,500,000	\$2,000,000	\$2,500,000	\$2,500,000	\$2,500,000	\$3,000,000	\$9,990,000	\$9,990,000	\$9,990,000	\$9,990,000	\$34,085,000	\$34,085,000	\$34,085,000	\$34,085,000	\$33,900,000
Actual Expenditure	\$6,867,374	\$8,844,054	\$11,914,895	\$15,884,696	\$18,013,607	\$20,713,416	\$20,713,416	\$10,311,646	\$20,713,416	\$20,713,416	\$20,713,416	\$20,713,416	\$20,713,416	\$20,713,416	\$20,713,416	\$20,713,416
Actual Quarterly Expend (from QPRs)	\$1,730,602	\$1,976,680	\$3,070,841	\$3,969,801	\$2,128,911	\$2,699,809	\$0	\$0	\$0	\$0	\$0	\$0	\$0	\$0	\$0	\$0

	1/2028	4/2028	7/2028	10/2028	1/2029	4/2029	7/2029	10/2029	1/2030	4/2030	7/2030	10/2030	1/2031	4/2031	7/2031	10/2031
Projected Expenditures	\$266,100,000	\$300,000,000	\$333,900,000	\$368,520,000	\$403,140,000	\$437,760,000	\$472,380,000	\$491,980,000	\$511,580,000	\$531,180,000	\$550,780,000	\$564,550,000	\$578,320,000	\$592,090,000	\$605,860,000	\$608,666,243
Quarterly Projection	\$33,900,000	\$33,900,000	\$33,900,000	\$34,620,000	\$34,620,000	\$34,620,000	\$34,620,000	\$19,600,000	\$19,600,000	\$19,600,000	\$19,600,000	\$13,770,000	\$13,770,000	\$13,770,000	\$13,770,000	\$2,806,243
Actual Expenditure	\$20,713,416	\$20,713,416	\$20,713,416	\$20,713,416	\$20,713,416	\$20,713,416	\$20,713,416	\$20,713,416	\$20,713,416	\$20,713,416	\$20,713,416	\$20,713,416	\$20,713,416	\$20,713,416	\$20,713,416	\$20,713,416
Actual Quarterly Expend (from QPRs)	\$0	\$0	\$0	\$0	\$0	\$0	\$0	\$0	\$0	\$0	\$0	\$0	\$0	\$0	\$0	\$0



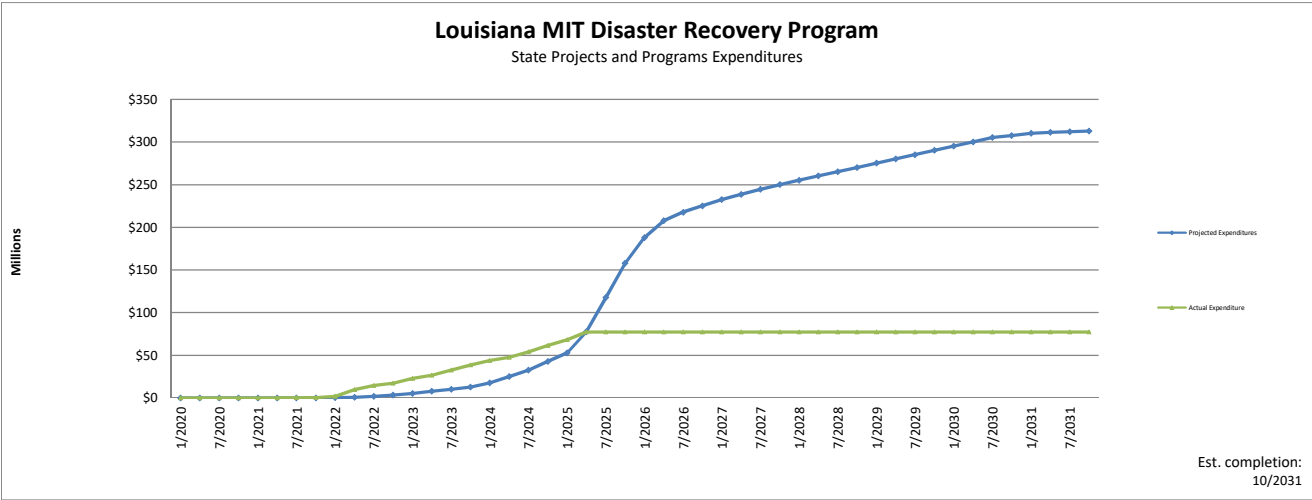
MIT FINANCIAL PROJECTIONS

6/30/2025

State Projects and Programs	1/2020	4/2020	7/2020	10/2020	1/2021	4/2021	7/2021	10/2021	1/2022	4/2022	7/2022	10/2022	1/2023	4/2023	7/2023	10/2023
Projected Expenditures	\$0	\$0	\$0	\$0	\$0	\$0	\$0	\$0	\$250,000	\$750,000	\$1,750,000	\$3,250,000	\$5,250,000	\$7,750,000	\$10,250,000	\$12,750,000
Quarterly Projection	\$0	\$0	\$0	\$0	\$0	\$0	\$0	\$0	\$250,000	\$500,000	\$1,000,000	\$1,500,000	\$2,000,000	\$2,500,000	\$2,500,000	\$2,500,000
Actual Expenditure	\$0	\$0	\$0	\$0	\$0	\$17,690	\$179,169	\$492,852	\$1,656,809	\$9,625,158	\$14,471,247	\$17,178,096	\$22,668,367	\$26,560,134	\$32,529,906	\$38,572,233
Actual Quarterly Expend (from QPRs)	\$0	\$0	\$0	\$0	\$0	\$17,690	\$161,479	\$313,683	\$1,163,957	\$7,968,348	\$4,846,089	\$2,706,849	\$5,490,271	\$3,891,768	\$5,969,772	\$6,042,326

	1/2024	4/2024	7/2024	10/2024	1/2025	4/2025	7/2025	10/2025	1/2026	4/2026	7/2026	10/2026	1/2027	4/2027	7/2027	10/2027
Projected Expenditures	\$17,750,000	\$25,250,000	\$32,750,000	\$42,750,000	\$52,750,000	\$77,750,000	\$117,750,000	\$157,750,000	\$187,750,000	\$207,750,000	\$217,750,000	\$225,250,000	\$232,750,000	\$238,750,000	\$244,750,000	\$250,250,000
Quarterly Projection	\$5,000,000	\$7,500,000	\$7,500,000	\$10,000,000	\$10,000,000	\$25,000,000	\$40,000,000	\$40,000,000	\$30,000,000	\$20,000,000	\$10,000,000	\$7,500,000	\$7,500,000	\$6,000,000	\$6,000,000	\$5,500,000
Actual Expenditure	\$43,796,971	\$47,712,264	\$54,071,282	\$61,307,795	\$68,055,651	\$77,218,952	\$77,218,952	\$77,218,952	\$77,218,952	\$77,218,952	\$77,218,952	\$77,218,952	\$77,218,952	\$77,218,952	\$77,218,952	\$77,218,952
Actual Quarterly Expend (from QPRs)	\$5,224,738	\$3,915,294	\$6,359,017	\$7,236,513	\$6,747,856	\$9,163,301	\$0	\$0	\$0	\$0	\$0	\$0	\$0	\$0	\$0	\$0

	1/2028	4/2028	7/2028	10/2028	1/2029	4/2029	7/2029	10/2029	1/2030	4/2030	7/2030	10/2030	1/2031	4/2031	7/2031	10/2031
Projected Expenditures	\$255,257,590	\$260,257,590	\$265,257,590	\$270,257,590	\$275,257,590	\$280,257,590	\$285,257,590	\$290,257,590	\$295,257,590	\$300,257,590	\$305,257,590	\$307,757,590	\$310,257,590	\$311,257,590	\$312,257,590	\$312,757,590
Quarterly Projection	\$5,007,590	\$5,000,000	\$5,000,000	\$5,000,000	\$5,000,000	\$5,000,000	\$5,000,000	\$5,000,000	\$5,000,000	\$5,000,000	\$5,000,000	\$2,500,000	\$2,500,000	\$1,000,000	\$1,000,000	\$500,000
Actual Expenditure	\$77,218,952	\$77,218,952	\$77,218,952	\$77,218,952	\$77,218,952	\$77,218,952	\$77,218,952	\$77,218,952	\$77,218,952	\$77,218,952	\$77,218,952	\$77,218,952	\$77,218,952	\$77,218,952	\$77,218,952	\$77,218,952
Actual Quarterly Expend (from QPRs)	\$0	\$0	\$0	\$0	\$0	\$0	\$0	\$0	\$0	\$0	\$0	\$0	\$0	\$0	\$0	\$0



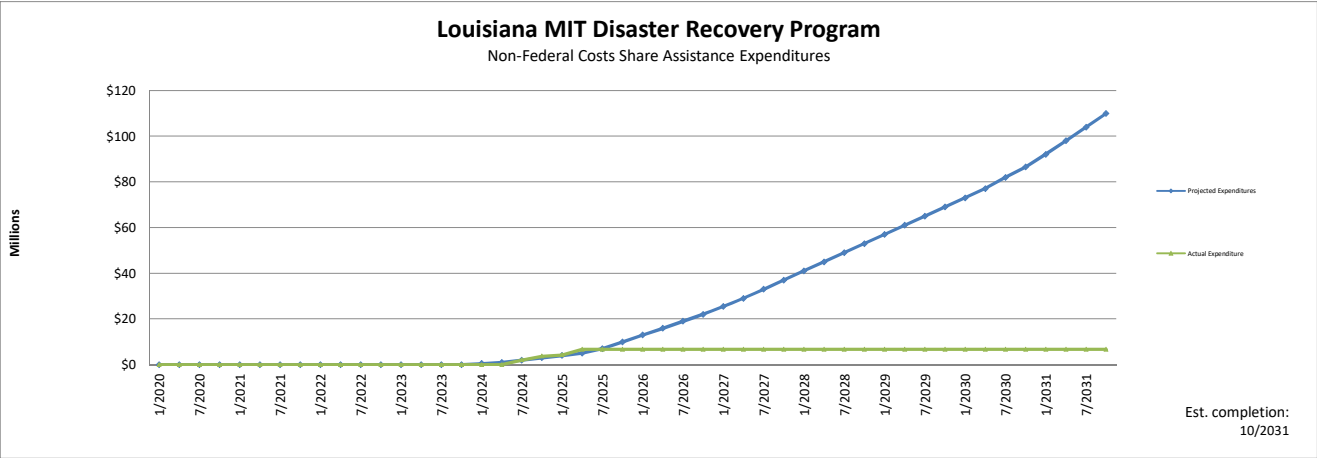
MIT FINANCIAL PROJECTIONS

6/30/2025

Non-Federal Cost Share Assistance	1/2020	4/2020	7/2020	10/2020	1/2021	4/2021	7/2021	10/2021	1/2022	4/2022	7/2022	10/2022	1/2023	4/2023	7/2023	10/2023
Projected Expenditures	\$0	\$0	\$0	\$0	\$0	\$0	\$0	\$0	\$0	\$0	\$0	\$0	\$0	\$0	\$0	\$0
Quarterly Projection	\$0	\$0	\$0	\$0	\$0	\$0	\$0	\$0	\$0	\$0	\$0	\$0	\$0	\$0	\$0	\$0
Actual Expenditure	\$0	\$0	\$0	\$0	\$0	\$0	\$0	\$0	\$0	\$0	\$0	\$0	\$0	\$0	\$0	\$0
Actual Quarterly Expend (from QPRs)	\$0	\$0	\$0	\$0	\$0	\$0	\$0	\$0	\$0	\$0	\$0	\$0	\$0	\$0	\$0	\$0

	1/2024	4/2024	7/2024	10/2024	1/2025	4/2025	7/2025	10/2025	1/2026	4/2026	7/2026	10/2026	1/2027	4/2027	7/2027	10/2027
Projected Expenditures	\$500,000	\$1,000,000	\$2,000,000	\$3,000,000	\$4,000,000	\$5,000,000	\$7,000,000	\$10,000,000	\$13,000,000	\$16,000,000	\$19,000,000	\$22,000,000	\$25,500,000	\$29,000,000	\$33,000,000	\$37,000,000
Quarterly Projection	\$500,000	\$500,000	\$1,000,000	\$1,000,000	\$1,000,000	\$1,000,000	\$2,000,000	\$3,000,000	\$3,000,000	\$3,000,000	\$3,000,000	\$3,000,000	\$3,500,000	\$3,500,000	\$4,000,000	\$4,000,000
Actual Expenditure	\$0	\$0	\$2,022,878	\$3,707,365	\$4,272,884	\$6,660,045	\$6,660,045	\$6,660,045	\$6,660,045	\$6,660,045	\$6,660,045	\$6,660,045	\$6,660,045	\$6,660,045	\$6,660,045	\$6,660,045
Actual Quarterly Expend (from QPRs)	\$0	\$0	\$2,022,878	\$1,684,487	\$565,519	\$2,387,161	\$0	\$0	\$0	\$0	\$0	\$0	\$0	\$0	\$0	\$0

	1/2028	4/2028	7/2028	10/2028	1/2029	4/2029	7/2029	10/2029	1/2030	4/2030	7/2030	10/2030	1/2031	4/2031	7/2031	10/2031
Projected Expenditures	\$41,000,000	\$45,000,000	\$49,000,000	\$53,000,000	\$57,000,000	\$61,000,000	\$65,000,000	\$69,000,000	\$73,000,000	\$77,000,000	\$82,000,000	\$86,500,000	\$92,000,000	\$98,000,000	\$104,000,000	\$110,000,000
Quarterly Projection	\$4,000,000	\$4,000,000	\$4,000,000	\$4,000,000	\$4,000,000	\$4,000,000	\$4,000,000	\$4,000,000	\$4,000,000	\$4,000,000	\$5,000,000	\$4,500,000	\$5,500,000	\$6,000,000	\$6,000,000	\$6,000,000
Actual Expenditure	\$6,660,045	\$6,660,045	\$6,660,045	\$6,660,045	\$6,660,045	\$6,660,045	\$6,660,045	\$6,660,045	\$6,660,045	\$6,660,045	\$6,660,045	\$6,660,045	\$6,660,045	\$6,660,045	\$6,660,045	\$6,660,045
Actual Quarterly Expend (from QPRs)	\$0	\$0	\$0	\$0	\$0	\$0	\$0	\$0	\$0	\$0	\$0	\$0	\$0	\$0	\$0	\$0



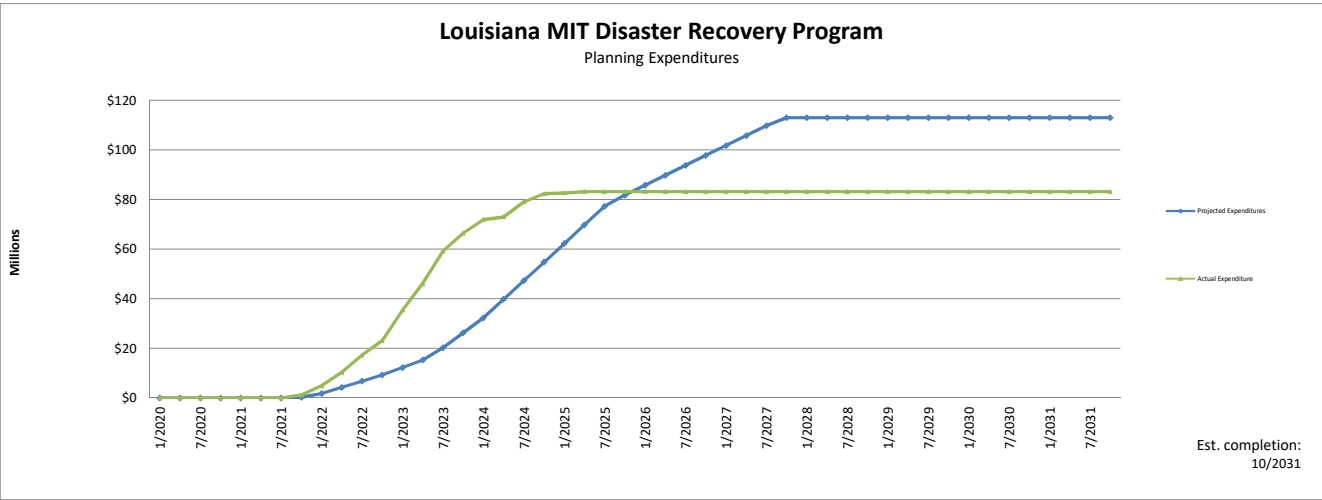
MIT FINANCIAL PROJECTIONS

6/30/2025

Planning	1/2020	4/2020	7/2020	10/2020	1/2021	4/2021	7/2021	10/2021	1/2022	4/2022	7/2022	10/2022	1/2023	4/2023	7/2023	10/2023
Projected Expenditures	\$0	\$0	\$0	\$0	\$0	\$0	\$0	\$250,000	\$1,750,000	\$4,250,000	\$6,750,000	\$9,250,000	\$12,250,000	\$15,250,000	\$20,250,000	\$26,250,000
Quarterly Projection	\$0	\$0	\$0	\$0	\$0	\$0	\$0	\$250,000	\$1,500,000	\$2,500,000	\$2,500,000	\$2,500,000	\$3,000,000	\$3,000,000	\$5,000,000	\$6,000,000
Actual Expenditure	\$0	\$0	\$0	\$0	\$0	\$0	\$0	\$1,150,444	\$4,866,263	\$10,283,838	\$17,289,079	\$23,105,916	\$35,363,953	\$46,052,151	\$59,168,543	\$66,381,393
Actual Quarterly Expend (from QPRs)	\$0	\$0	\$0	\$0	\$0	\$0	\$0	\$1,150,444	\$3,715,820	\$5,417,575	\$7,005,241	\$5,816,838	\$12,258,036	\$10,688,198	\$13,116,392	\$7,212,850

	1/2024	4/2024	7/2024	10/2024	1/2025	4/2025	7/2025	10/2025	1/2026	4/2026	7/2026	10/2026	1/2027	4/2027	7/2027	10/2027
Projected Expenditures	\$32,250,000	\$39,750,000	\$47,250,000	\$54,750,000	\$62,250,000	\$69,750,000	\$77,250,000	\$81,750,000	\$85,750,000	\$89,750,000	\$93,750,000	\$97,750,000	\$101,750,000	\$105,750,000	\$109,750,000	\$112,948,380
Quarterly Projection	\$6,000,000	\$7,500,000	\$7,500,000	\$7,500,000	\$7,500,000	\$7,500,000	\$7,500,000	\$4,500,000	\$4,000,000	\$4,000,000	\$4,000,000	\$4,000,000	\$4,000,000	\$4,000,000	\$4,000,000	\$3,198,380
Actual Expenditure	\$71,912,101	\$72,904,006	\$78,973,755	\$82,285,730	\$82,573,114	\$83,150,161	\$83,150,161	\$83,150,161	\$83,150,161	\$83,150,161	\$83,150,161	\$83,150,161	\$83,150,161	\$83,150,161	\$83,150,161	\$83,150,161
Actual Quarterly Expend (from QPRs)	\$5,530,708	\$991,905	\$6,069,749	\$3,311,975	\$287,383	\$577,048	\$0	\$0	\$0	\$0	\$0	\$0	\$0	\$0	\$0	\$0

	1/2028	4/2028	7/2028	10/2028	1/2029	4/2029	7/2029	10/2029	1/2030	4/2030	7/2030	10/2030	1/2031	4/2031	7/2031	10/2031
Projected Expenditures	\$112,948,380	\$112,948,380	\$112,948,380	\$112,948,380	\$112,948,380	\$112,948,380	\$112,948,380	\$112,948,380	\$112,948,380	\$112,948,380	\$112,948,380	\$112,948,380	\$112,948,380	\$112,948,380	\$112,948,380	\$112,948,380
Quarterly Projection	\$0	\$0	\$0	\$0	\$0	\$0	\$0	\$0	\$0	\$0	\$0	\$0	\$0	\$0	\$0	\$0
Actual Expenditure	\$83,150,161	\$83,150,161	\$83,150,161	\$83,150,161	\$83,150,161	\$83,150,161	\$83,150,161	\$83,150,161	\$83,150,161	\$83,150,161	\$83,150,161	\$83,150,161	\$83,150,161	\$83,150,161	\$83,150,161	\$83,150,161
Actual Quarterly Expend (from QPRs)	\$0	\$0	\$0	\$0	\$0	\$0	\$0	\$0	\$0	\$0	\$0	\$0	\$0	\$0	\$0	\$0



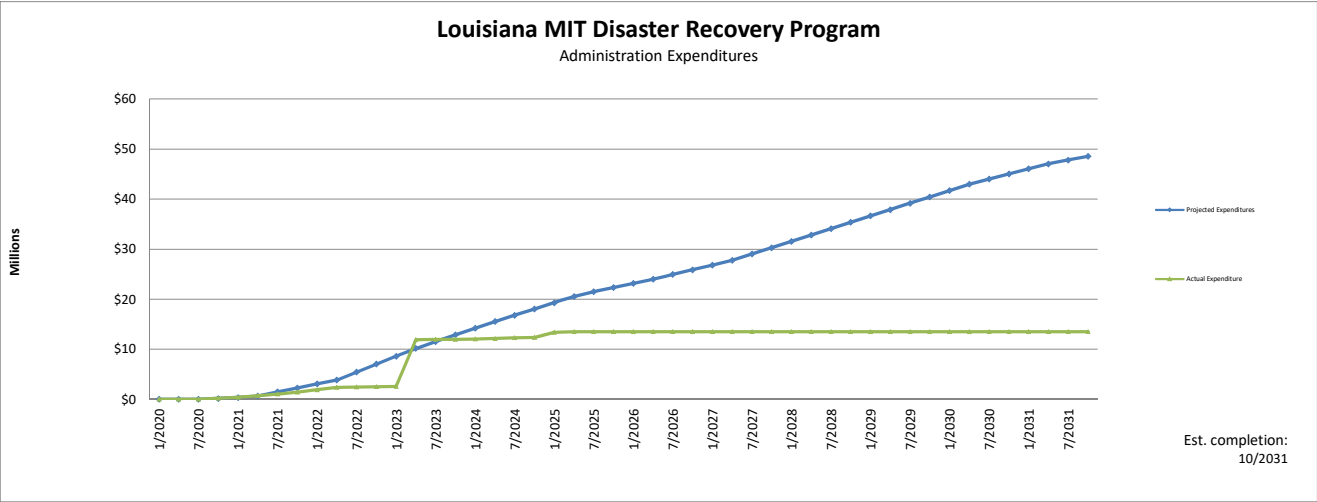
MIT FINANCIAL PROJECTIONS

6/30/2025

Administration	1/2020	4/2020	7/2020	10/2020	1/2021	4/2021	7/2021	10/2021	1/2022	4/2022	7/2022	10/2022	1/2023	4/2023	7/2023	10/2023
Projected Expenditures	\$0	\$0	\$0	\$150,000	\$350,000	\$650,000	\$1,449,218	\$2,248,436	\$3,047,654	\$3,846,872	\$5,427,677	\$7,008,482	\$8,589,287	\$10,170,092	\$11,513,303	\$12,856,513
Quarterly Projection	\$0	\$0	\$0	\$150,000	\$200,000	\$300,000	\$799,218	\$799,218	\$799,218	\$799,218	\$1,580,805	\$1,580,805	\$1,580,805	\$1,580,805	\$1,343,211	\$1,343,211
Actual Expenditure	\$0	\$0	\$0	\$164,960	\$386,730	\$713,693	\$1,034,026	\$1,384,579	\$1,881,682	\$2,336,405	\$2,405,369	\$2,467,780	\$2,559,299	\$11,863,356	\$11,936,471	\$11,956,195
Actual Quarterly Expend (from QPRs)	\$0	\$0	\$0	\$164,960	\$221,770	\$326,964	\$320,333	\$350,553	\$497,103	\$454,723	\$68,964	\$62,411	\$91,519	\$9,304,057	\$73,116	\$19,723

	1/2024	4/2024	7/2024	10/2024	1/2025	4/2025	7/2025	10/2025	1/2026	4/2026	7/2026	10/2026	1/2027	4/2027	7/2027	10/2027
Projected Expenditures	\$14,199,724	\$15,542,934	\$16,786,176	\$18,029,418	\$19,272,659	\$20,515,901	\$21,499,803	\$22,324,327	\$23,148,851	\$23,973,374	\$24,916,431	\$25,859,487	\$26,802,543	\$27,745,599	\$29,013,664	\$30,281,728
Quarterly Projection	\$1,343,211	\$1,343,211	\$1,243,242	\$1,243,242	\$1,243,242	\$1,243,242	\$983,902	\$824,524	\$824,524	\$824,524	\$943,056	\$943,056	\$943,056	\$943,056	\$1,268,064	\$1,268,064
Actual Expenditure	\$12,008,507	\$12,110,586	\$12,282,070	\$12,349,171	\$13,374,031	\$13,501,950	\$13,501,950	\$13,501,950	\$13,501,950	\$13,501,950	\$13,501,950	\$13,501,950	\$13,501,950	\$13,501,950	\$13,501,950	\$13,501,950
Actual Quarterly Expend (from QPRs)	\$52,312	\$102,079	\$171,484	\$67,101	\$1,024,860	\$127,919	\$0	\$0	\$0	\$0	\$0	\$0	\$0	\$0	\$0	\$0

	1/2028	4/2028	7/2028	10/2028	1/2029	4/2029	7/2029	10/2029	1/2030	4/2030	7/2030	10/2030	1/2031	4/2031	7/2031	10/2031
Projected Expenditures	\$31,549,792	\$32,817,856	\$34,085,892	\$35,353,927	\$36,621,963	\$37,889,998	\$39,158,043	\$40,426,088	\$41,694,133	\$42,962,178	\$43,980,258	\$44,998,338	\$46,016,418	\$47,034,498	\$47,795,589	\$48,556,680
Quarterly Projection	\$1,268,064	\$1,268,064	\$1,268,036	\$1,268,036	\$1,268,036	\$1,268,036	\$1,268,045	\$1,268,045	\$1,268,045	\$1,268,045	\$1,018,080	\$1,018,080	\$1,018,080	\$1,018,080	\$761,091	\$761,091
Actual Expenditure	\$13,501,950	\$13,501,950	\$13,501,950	\$13,501,950	\$13,501,950	\$13,501,950	\$13,501,950	\$13,501,950	\$13,501,950	\$13,501,950	\$13,501,950	\$13,501,950	\$13,501,950	\$13,501,950	\$13,501,950	\$13,501,950
Actual Quarterly Expend (from QPRs)	\$0	\$0	\$0	\$0	\$0	\$0	\$0	\$0	\$0	\$0	\$0	\$0	\$0	\$0	\$0	\$0



MIT FINANCIAL PROJECTIONS

6/30/2025

Total	1/2020	4/2020	7/2020	10/2020	1/2021	4/2021	7/2021	10/2021	1/2022	4/2022	7/2022	10/2022	1/2023	4/2023	7/2023	10/2023
Projected Expenditures	\$0	\$0	\$0	\$150,000	\$350,000	\$650,000	\$1,449,218	\$2,498,436	\$5,047,654	\$9,096,872	\$14,427,677	\$20,508,482	\$28,089,287	\$36,670,092	\$47,013,303	\$58,356,513
Quarterly Projection	\$0	\$0	\$0	\$150,000	\$200,000	\$300,000	\$799,218	\$1,049,218	\$2,549,218	\$4,049,218	\$5,330,805	\$6,080,805	\$7,580,805	\$8,580,805	\$10,343,211	\$11,343,211
Actual Expenditure	\$0	\$0	\$0	\$164,960	\$386,730	\$731,383	\$1,213,196	\$3,027,874	\$8,404,755	\$22,245,401	\$34,165,695	\$43,328,369	\$61,859,147	\$88,607,488	\$108,721,316	\$122,046,592
Actual Quarterly Expend (from QPRs)	\$0	\$0	\$0	\$164,960	\$221,770	\$344,654	\$481,813	\$1,814,679	\$5,376,880	\$13,840,647	\$11,920,294	\$9,162,674	\$18,530,778	\$26,748,342	\$20,113,828	\$13,325,276

	1/2024	4/2024	7/2024	10/2024	1/2025	4/2025	7/2025	10/2025	1/2026	4/2026	7/2026	10/2026	1/2027	4/2027	7/2027	10/2027
Projected Expenditures	\$72,699,724	\$91,042,934	\$110,286,176	\$132,529,418	\$154,772,659	\$192,015,901	\$245,499,803	\$303,814,327	\$351,628,851	\$389,443,374	\$417,376,431	\$466,904,487	\$516,932,543	\$565,460,599	\$614,813,664	\$662,680,108
Quarterly Projection	\$14,343,211	\$18,343,211	\$19,243,242	\$22,243,242	\$22,243,242	\$37,243,242	\$53,483,902	\$58,314,524	\$47,814,524	\$37,814,524	\$27,933,056	\$49,528,056	\$50,028,056	\$48,528,056	\$49,353,064	\$47,866,444
Actual Expenditure	\$134,584,953	\$141,570,911	\$159,264,880	\$175,534,758	\$186,289,286	\$201,244,524	\$201,244,524	\$201,244,524	\$201,244,524	\$201,244,524	\$201,244,524	\$201,244,524	\$201,244,524	\$201,244,524	\$201,244,524	\$201,244,524
Actual Quarterly Expend (from QPRs)	\$12,538,361	\$6,985,958	\$17,693,969	\$16,269,878	\$10,754,529	\$14,955,238	\$0	\$0	\$0	\$0	\$0	\$0	\$0	\$0	\$0	\$0
					100.0%			100.0%								

	1/2028	4/2028	7/2028	10/2028	1/2029	4/2029	7/2029	10/2029	1/2030	4/2030	7/2030	10/2030	1/2031	4/2031	7/2031	10/2031
Projected Expenditures	\$706,855,762	\$751,023,826	\$795,191,862	\$840,079,897	\$884,967,933	\$929,855,968	\$974,744,013	\$1,004,612,058	\$1,034,480,103	\$1,064,348,148	\$1,094,966,228	\$1,116,754,308	\$1,139,542,388	\$1,161,330,468	\$1,182,861,559	\$1,192,928,893
Quarterly Projection	\$44,175,654	\$44,168,064	\$44,168,036	\$44,888,036	\$44,888,036	\$44,888,036	\$44,888,045	\$29,868,045	\$29,868,045	\$29,868,045	\$30,618,080	\$21,788,080	\$22,788,080	\$21,788,080	\$21,531,091	\$10,067,334
Actual Expenditure	\$201,244,524	\$201,244,524	\$201,244,524	\$201,244,524	\$201,244,524	\$201,244,524	\$201,244,524	\$201,244,524	\$201,244,524	\$201,244,524	\$201,244,524	\$201,244,524	\$201,244,524	\$201,244,524	\$201,244,524	\$201,244,524
Actual Quarterly Expend (from QPRs)	\$0	\$0	\$0	\$0	\$0	\$0	\$0	\$0	\$0	\$0	\$0	\$0	\$0	\$0	\$0	\$0

